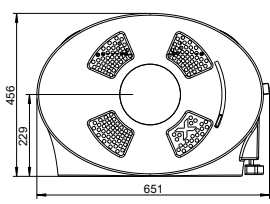
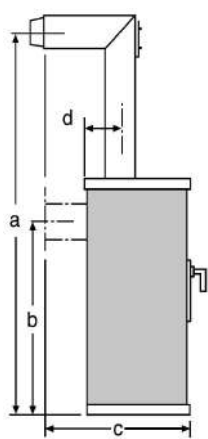
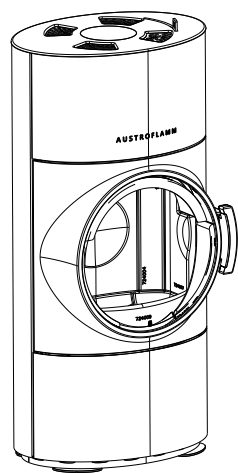
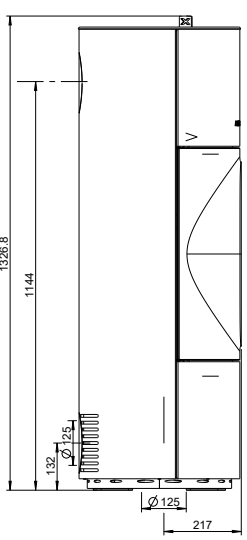
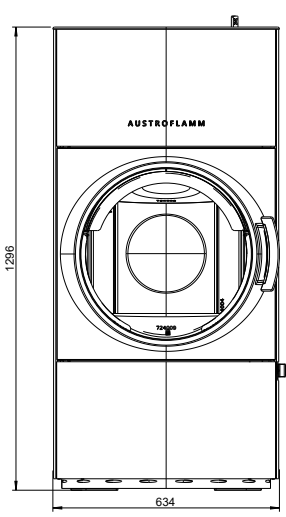
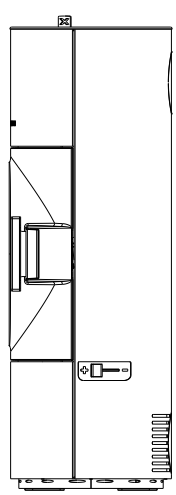


CLOU XTRA



AUSTROFLAMM



Dimensions and weight	
Height [mm]	1296
Width [mm]	630
Depth [mm]	456
Combustion chamber width [mm]	432
Combustion chamber height [mm]	415
Combustion chamber depth [mm]	250
Baking compartment width [mm]	-
Baking compartment height [mm]	-
Baking compartment depth [mm]	-
Warming drawer, width [mm]	-
Warming compartment height [mm]	-
Warming drawer, depth [mm]	-
Dimensions, a (with Austroflamm elbow piece) [mm]	1813
Dimensions, b (with Austroflamm elbow piece) [mm]	1140
Dimensions, c (with Austroflamm elbow piece) [mm]	602
Dimensions, d (with Austroflamm elbow piece) [mm]	227
Flue pipe outlet, diameter [mm]	150
Outside air connection diameter [Ø mm]	125
Weight, basic appliance [kg]	290
Weight Xtra [kg]	108
Weight, HMS [kg]	-
Total weight inc. steel case (STM) [kg]	290
Total weight inc. ceramic case (KGM) [kg]	-
Total weight inc. soapstone case (SPM) [kg]	-
a: Safety distance to combustible materials, front [mm]	1100
b: Safety distance to combustible materials, left [mm]	420
c: Safety distance to combustible materials, rear [mm]	200
d: Safety distance to combustible materials, right [mm]	420
Safety distance to combustible materials, floor [mm]	0
Output	
Nominal heat efficiency [kW]	8.0
Minimum heat output [kW]	4.0
Maximum heat output [kW]	11.0
Minimum room heating capacity [m ³]	98
Maximum room heating capacity [m ³]	255
Energy efficiency class	A
Data for the chimney sweep	
Exhaust gas mass flow [g/s]	6.6
Flue gas temperature [°C]	357
Minimum delivery pressure at nominal heat output [Pa]	12
at 0.8 times nominal heat output [Pa]	10
Equipment	
Xtra heat storage technology	Standard
Heat Memory System	-
External air connection / operation independent of ambient air	Yes
Ash removal	Ash box

- not available