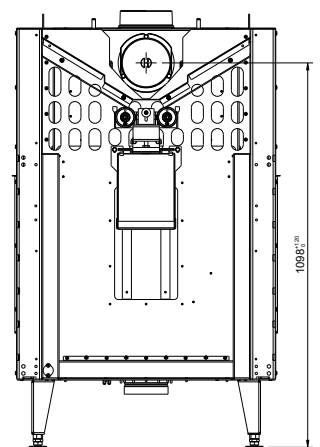
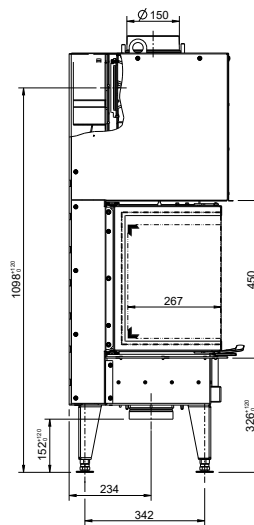
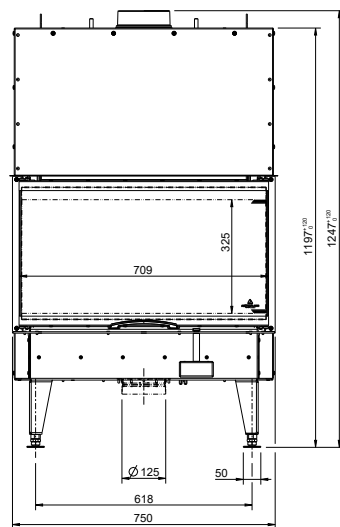
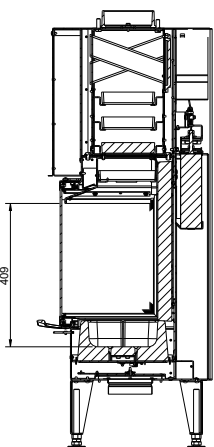


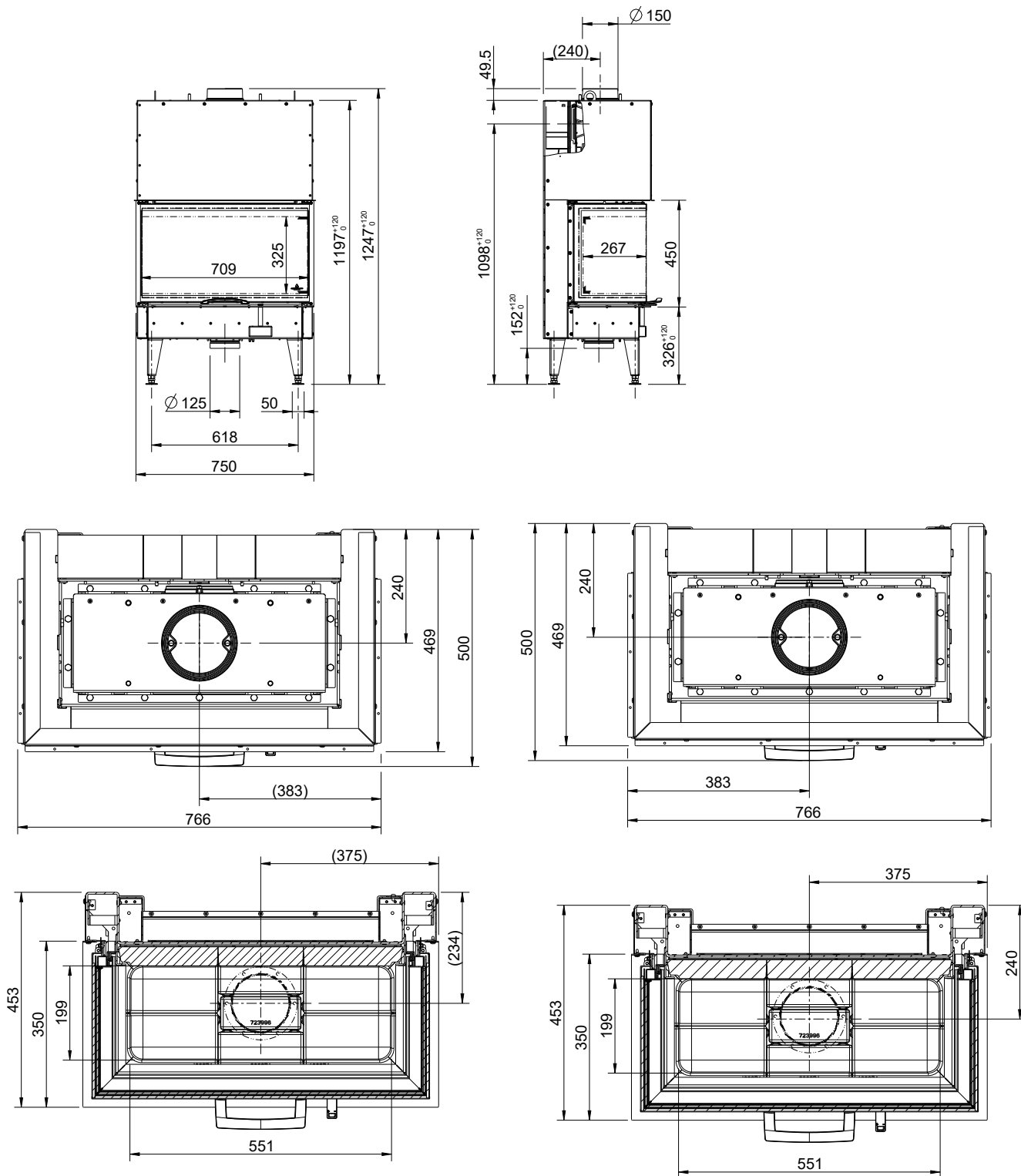
# 75X35X45-S3



# AUSTROFLAMM



# 75X35X45-S3



- not available

Dimensions and weight	
Height from [mm]	1247
Height to [mm]	1367
Width (body installation dimension) [mm]	750
Depth [mm]	469
Door frame height [mm]	450
Door frame width [mm]	766
Weight [kg]	201
Weight Xtra [kg]	-
Weight, HMS [kg]	-
Flue pipe outlet, diameter [mm]	150
dR Distance rear [mm]	0
dS1 Distance left [mm]	600
dS2 Distance right [mm]	600
dP Radiation front [mm]	1000
dF Radiation to the floor [mm]	under examination
dB Distance bottom [mm]	190
dL 1 Radiation left [mm]	under examination
dL 2 Radiation right [mm]	under examination
Safety distance to insulation, rear [mm]	60
Safety distance to insulation, right [mm]	-
Safety distance to insulation, floor [mm]	0
Insulation material thickness to installation base [mm]	0
Insulation material thickness to ceiling [mm]	120
Insulation material, left [mm]	0
Insulation material thickness, right [mm]	0
Insulation material, rear [mm]	60
Cross-section, convection outlet [cm <sup>2</sup> ]	718
Cross-section, convection inlet [cm <sup>2</sup> ]	706
Max. amount of firewood fuel to be deposited [kg]	3.0
Output	
Nominal heat efficiency [kW]	10.0
Minimum heat output [kW]	5.0
Maximum heat output [kW]	14.0
Energy efficiency class	A
Circulating air cross-section with metal heat recovery surface [cm <sup>2</sup> ]	718
Circulating air cross-section without metal heat recovery surface [cm <sup>2</sup> ]	718
Nominal water heat output [kW]	-
Combustion air requirement [m <sup>3</sup> /h]	38.40
Minimum fuel throughput [kg/h]	1.5
Maximum fuel throughput [kg/h]	4.1
Outside air connection diameter [Ø mm]	125
Equipment	
Hinged door	No
Sliding door	Yes
Double pane	No
Hypocaust in compliance with technical regulations	Yes
Data for the chimney sweep	
Exhaust gas mass flow [g/s]	11.49
Flue gas temperature [°C]	263
Minimum delivery pressure at nominal heat output [Pa]	12

- not available